

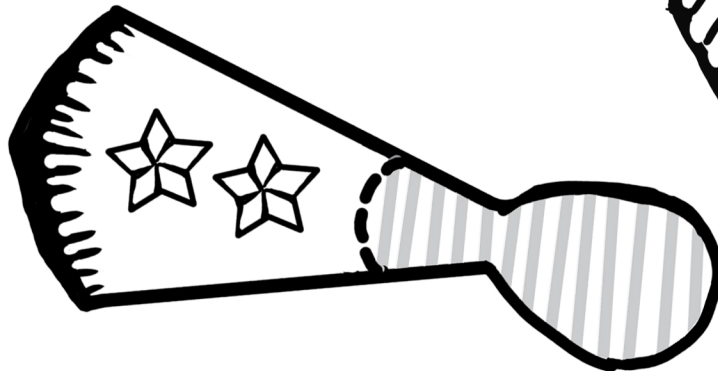

Craft

military
moms
blogsm
from
military.citymomsblog.com



Craft


military
moms
blogsm
from
military.citymomsblog.com



Craft

military
moms
blogsm

from
military.citymomsblog.com



instructions:

- 1) Color and cut out your turkey and its feathers.
- 2) With glue or tape, attach the smaller feathers to the turkey's back first.
- 3) Next, add a layer of bigger feathers.
- 4) Dress up your bird with hats or a uniform.
- 5) **HAVE A HAPPY THANKSGIVING!**

